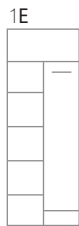
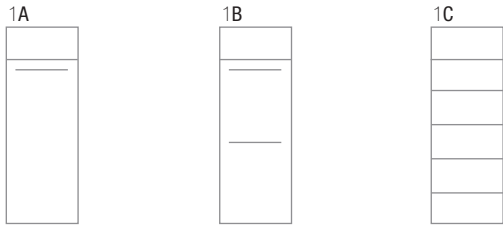



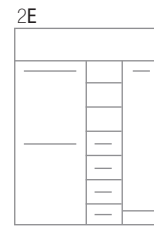
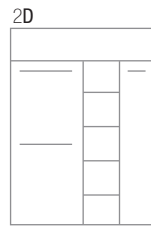


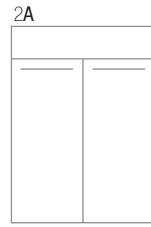
storage concepts

These storage options have been designed to assist you with your internals selection. Simply choose a design below, or ask one of our sales consultants about a custom design.

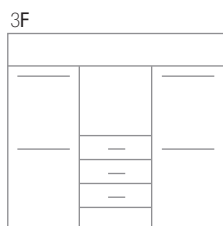
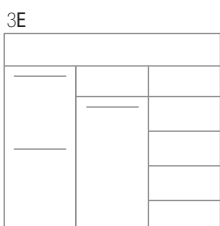
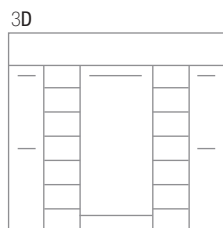
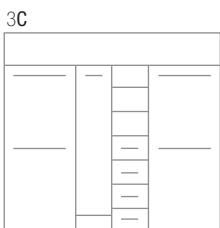
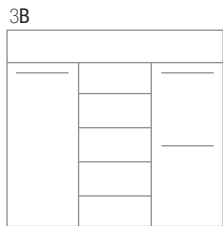
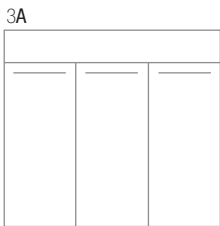
1 Door Up to 1200 wide



2 Door Up to 2400 wide



3 Door Up to 3600 wide



4 Door Up to 4800 wide

