

**Packers**

home storage





“People are individual and diverse, living in environments that are both practical and an expression of their own lifestyle. From the first sliding units we introduced to Adelaide 37 years ago, to the latest high quality feature styles of today, we strive to provide products which are individual and affordable. Allow Packers to create solutions for your needs, and bring your ideas to reality.”


Geoff & Seb Packer



# contents

- 2 Sliding
- 10 Hinged
- 18 Door and Profile Options
- 19 Range Specifications
- 20 Internal Options
- 21 Standard Module Dimensions
- 22 Storage Concepts
- 24 Store Estimate
- 25 Also from Packers





Since its inception into the Adelaide market by Packers in 1967, the Halifax has remained an economical and versatile wardrobe option. Cushioned door stiles, fully framed door edges, and an easy to grip clean and discreet frame profile, make the Halifax perfect for all storage situations.

**FINISHES** melamine (white, antique white, grey, yellow, teak, pine), mini-orb, mirror, 2-pack, primed or raw mdf & beech veneer

**FRAME COLOURS** matt natural, bright natural, white, white birch, grey, bright gold, barley, matt bronze, black



1


2

3

4

**MAIN PICTURE** mini-orb with mirror finish and bright natural frame **ABOVE** antique white melamine finish with white birch frame

- 1 mini-orb with matt natural frame
- 2 2P door style with 2-pack finish and white birch frame
- 3 beech veneer with matt natural frame
- 4 antique white melamine finish with white birch frame



Contemporary or traditional, the Waterford offers one of the most flexible design ranges in Australia. With unlimited options, the sturdy 34mm thick framed door can be custom made to your designs. Combined with our quality 2-pack paint finish and adjustable backbones, the Waterford represents 27 years of design excellence.

**FINISHES** raw mdf, primed or 2-pack paint finish (colour matching available)

**MAIN PICTURE** 4EP/GL door style with painted glass inserts (all colours available) **ABOVE** 2P/F door style with antique white 2-pack finish  
**1** OP door style with slate grey 2-pack finish **2** 1P/B door style with sandtrap 2-pack finish **3** 2P/E door style with flemish blue 2-pack finish  
**4** OP door style with beech veneer



1



2



3



4







The frameless, clean lines of the Portsea, represent the contemporary and simplistic qualities admired by today's architects and interior designers. Installed in projects such as the Holdfast Shores development and the Embassy Hotel, the Portsea is undoubtedly the benchmark in sliding modern wardrobe systems.

**FINISHES** mirror, frosted or choose from our colour range (matching available)

**FRAME COLOUR** bright natural or powder coated to your choice

**MAIN PICTURE** painted glass (white kosiosko) **ABOVE** mirrored finish



Whether providing old world charm, or a matching solution for your bedroom furniture, the Somerset will fulfill your needs. Various timber finishes are available as well as distressed styles, limewashed and door combinations including mini-orb and wrought iron. Decorative cornices can be matched, as can door moulds and stain finishes. The Somerset doors have a solid 34mm thick door frame and come standard with the Packers adjustable backbone. The Somerset again highlights our design flexibility and continuing pursuit of excellence.

**FINISHES** mdf, primed, 2-pack, meranti (sliced pacific maple), pine, nyatoh and oak



1



2




3

**MAIN PICTURE** 2P door style with pine knotty finish  
**ABOVE & 1** 2P door style with pine matchboard finish  
in a distressed style  
**2** 2P door style with nyatoh and mini-orb combination  
**3** Colonial cornice profile







oxford



The Oxford portrays a timeless character that is perfect in any home. Doors can be made with matchboard or left smooth with a choice of inlaid moulds. Knobs or handles can be matched to existing furniture to ensure the Oxford compliments your home and continues to be an asset for many years to come. The Oxford remains one of our flagship products.

**FINISHES** mdf, primed, 2-pack, meranti (sliced pacific maple), pine, beech, nyatoh, oak or combination design

**MAIN PICTURE** 2P door style with antique white finish and matching return end **THIS PAGE** optional treatments available up to ceiling height.



boston

One of a new breed, the Boston's contemporary lines and high quality 2-pack paint finish combine to produce a unit which will enhance any living area. Choose from rounded or square edged profiles to create the perfect look. Although offered with large stainless steel handles, these can be matched to suit your designs. When partnered with existing furniture the Boston feels right at home.

**FINISHES** mdf, primed, 2-pack, mirror, painted glass or combination colours

**MAIN PICTURE AND THIS PAGE** 1PB door style with 2-pack painted finish










The European feel of the Metz puts it in a class of it's own. With a modern brushed aluminium frame and painted glass centres the Metz represents style and indulgence. Safety glass centres can be colour co-ordinated to match your walls, carpets or left to stand alone and create a feature wall. The Metz is an outstanding example of what Packers has to offer in design solutions.

**FINISHES** painted glass to your choice, mirror, beech veneer or various combinations

**MAIN PICTURE** painted glass **ABOVE** combination beech with painted glass



The versatile Sorrento fits comfortably in any room. Sleek and stylish, the flush, contemporary design achieves a unique combination of elegance and practicality. In either plain melamine or a choice of 2-pack finishes, the Sorrento is an economical option for your storage needs.


**FINISHES** melamine or raw mdf, primed mdf or a 2-pack paint finish of your choice

**MAIN PICTURE AND THIS PAGE** antique white 2-pack finish




# door and profile options

## DOOR DESIGNS



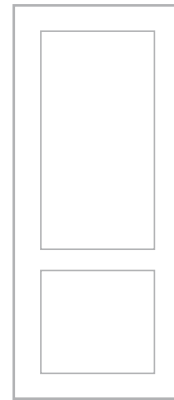
0P




1P




1PM



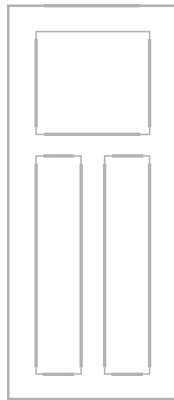
2P




2PM



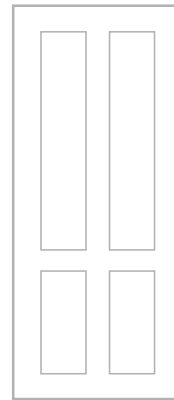
2PA (1PA & Mirror  
Options available)



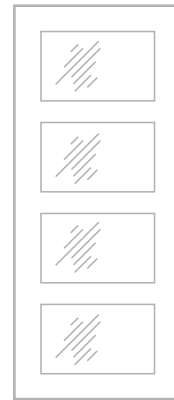
3PBS



3P



4P



4EPG

## ROUT PROFILES



A



B



C



D



E



F



G



H

# range specifications

	Halifax	Waterford	Portsea	Sommerset	Oxford	Boston	Metz	Sorrento
<b>FINISHES</b>								
MDF-RAW	•	•		•	•	•		•
MDF-PRIMED	•	•		•	•	•		•
MDF-2PACK	•	•		•	•	•		•
2 PACK GLOSS	•	•		•	•	•		•
MERANTI (SPM)	•	•		•	•	•		•
PINE	•	•		•	•	•		•
OAK		•		•	•	•		•
NYATOH		•		•	•	•		•
BEECH		•		•	•	•	•	•
MINI-ORB	•	•		•	•	•	•	
MIRROR	•	•	•	•	•	•	•	
PAINTED GLASS		•	•	•	•	•	•	
TRANSLUSCENT/FROSTED	•	•	•	•	•	•	•	
SPECIALS/INLAYS	•	•	•	•	•	•	•	•
<b>ROUT PROFILES</b>								
A		•		•	•			
B (SQUARE OR B/NOSE)		•				•		
C		•				•		
D		•				•		
E		•				•		
F		•				•		
G	•	•				•		
H		•				•		
SPECIALS	•	•		•	•	•	•	•
<b>DOOR DESIGNS</b>								
OP		•						•
1P	•	•		•	•	•		
1PM	•	•		•	•	•		
2P	•	•		•	•	•		
2PM	•	•		•	•	•		
2PA	•	•				•		
3PBS		•				•		
3P	•	•		•	•	•		
4P	•	•		•	•	•		
4EPG		•		•	•	•		
SPECIALS	•	•		•	•	•	•	•

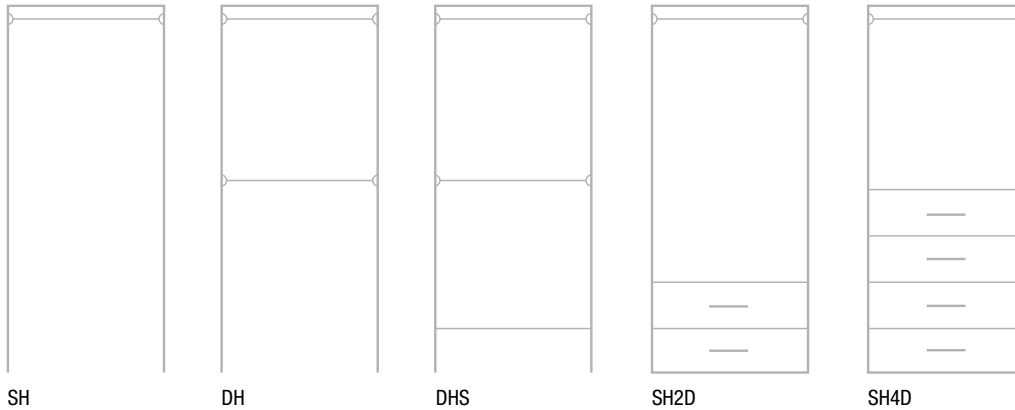
# internal options



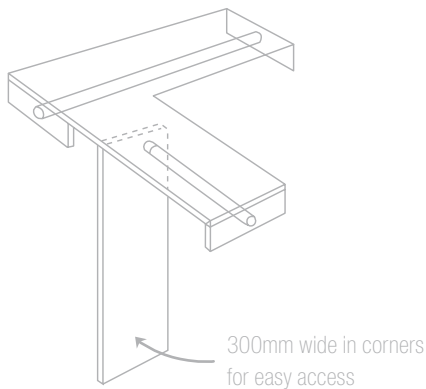
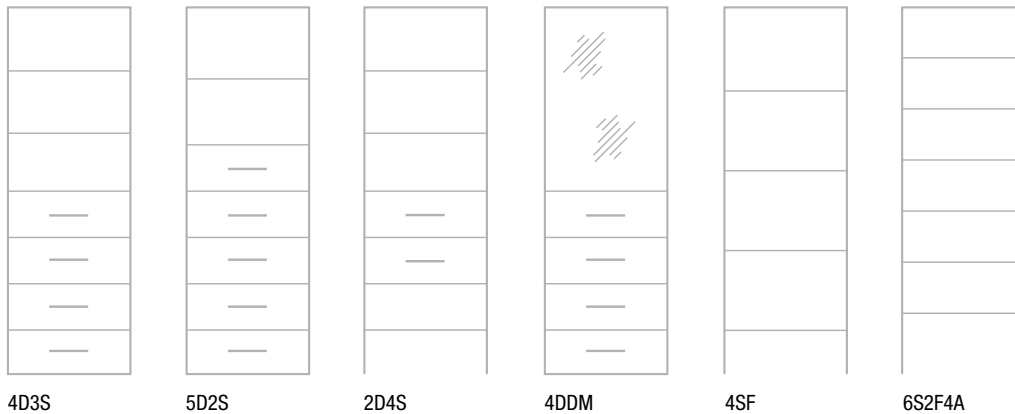
**STANDARD PACKERS FEATURES** 2mm high impact (anti chip) edging on all internals • drawers with an integrated self closing feature • choice of either the standard 'budget' drawer system or the classic fully concealed drawer unit **(1)** • choice of white, chrome or satin chrome hanging rails **(2)** • top shelf height up to 2100mm, with uprights supplied for any widths over 1200mm • 10 year warranty on all products

**SPECIAL OPTIONS** Pull down clothes racks **(3)** • pull out trouser racks **(4)** • tie and belt racks • shoe storage options • full selection of drawer handles • all melamine colours as well as 2-pack in 16mm or 25mm shelf thicknesses • customised units for studies, walk-ins, laundries and linens.

# standard module dimensions



Each unit is available in standard sizes of 457mm wide (with 200mm deep drawers), 608mm wide (with 140mm deep drawers), 832mm wide (with 140mm deep drawers), or they can be made to a custom size up to 1200mm wide (with 150mm deep drawers)




## WALK-IN ROBES

All modules and features can be incorporated with any fully customised walk-in robe designs.

# storage concepts

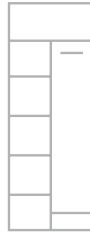
These storage options have been designed to assist you with your internals selection. Simply choose a design below, or ask one of our sales consultants about a custom design.



1D



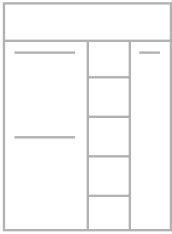
1E



1F



2D



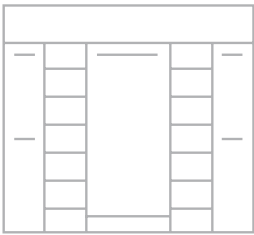
2E



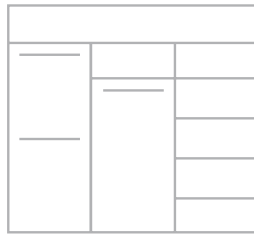
2F



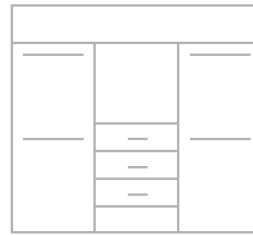
3D



3E



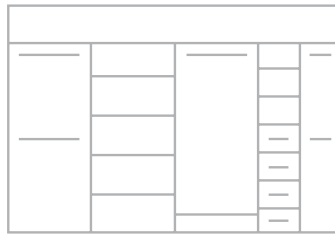
3F



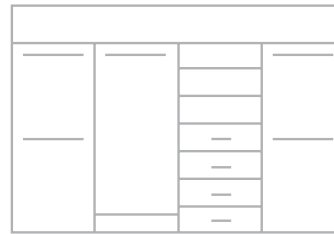
4D



4E



4F



Up to 1200wide (2 DOOR)

Up to 2400wide (2 DOOR)

Up to 3600wide (3 DOOR)

Up to 4800wide (4 DOOR)

CLIENT: \_\_\_\_\_

DATE: \_\_\_\_\_

# store estimate

ROOM: \_\_\_\_\_

ROOM: \_\_\_\_\_

HEIGHT: \_\_\_\_\_ WIDTH: \_\_\_\_\_

HEIGHT: \_\_\_\_\_ WIDTH: \_\_\_\_\_

HALIFAX	WATERFORD	PORTSEA	SOMMERSET
OXFORD	BOSTON	METZ	SORRENTO

HALIFAX	WATERFORD	PORTSEA	SOMMERSET
OXFORD	BOSTON	METZ	SORRENTO

FINISH: \_\_\_\_\_ ROUT: \_\_\_\_\_

FINISH: \_\_\_\_\_ ROUT: \_\_\_\_\_

DESIGN: \_\_\_\_\_ \$ \_\_\_\_\_

DESIGN: \_\_\_\_\_ \$ \_\_\_\_\_

MODULE TYPE: \_\_\_\_\_ \$ \_\_\_\_\_

MODULE TYPE: \_\_\_\_\_ \$ \_\_\_\_\_

\_\_\_\_\_ \$ \_\_\_\_\_

\_\_\_\_\_ \$ \_\_\_\_\_

END/TOP/BACK: \_\_\_\_\_ \$ \_\_\_\_\_

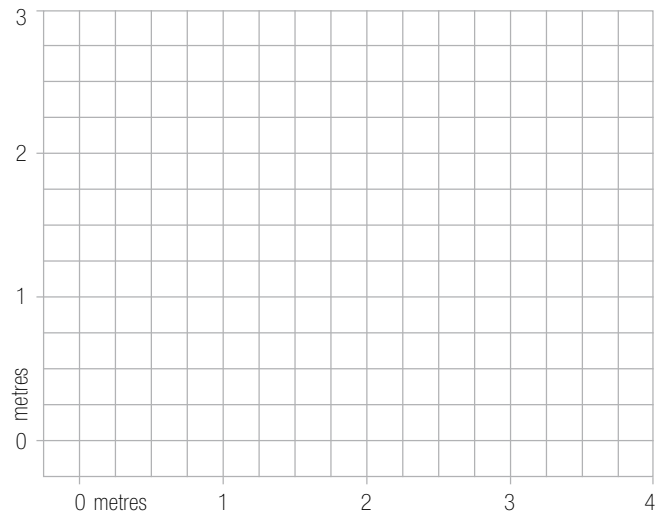
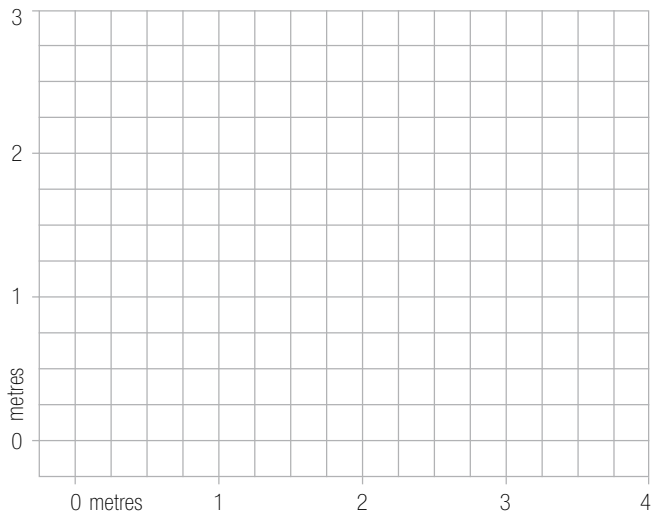
END/TOP/BACK: \_\_\_\_\_ \$ \_\_\_\_\_

SUB TOTAL (excl. GST) : \_\_\_\_\_ \$ \_\_\_\_\_

SUB TOTAL (excl. GST) : \_\_\_\_\_ \$ \_\_\_\_\_

GST: \$ \_\_\_\_\_ TOTAL \$ \_\_\_\_\_

GST: \$ \_\_\_\_\_ TOTAL \$ \_\_\_\_\_



**This is an approximate store estimate only which is subject to final measure. Any errors or omissions are accepted.**

also from  **Packers**

➤ Showerscreens ➤ Mirrors ➤ Splashbacks ➤ Interior doors ➤ Interior cabinetry ➤ Exterior doors



see more at [www.packers.com.au](http://www.packers.com.au)



# **Packers**

- ↗ *Wardrobes*
- ↗ *Doors*
- ↗ *Showerscreens*
- ↗ *Aluminium Windows and Doors*
- ↗ *Splashbacks and Mirrors*

## **Head Office and Showroom**

NORTH PLYMPTON  
102-106 Mooringe Ave  
T 08 8300 9851  
F 08 8295 4012

OPEN 7 DAYS 8.30am-5pm Mon-Fri,  
9.00am-1pm Sat, 1.00pm-4pm Sun

Installation, Service, Administration  
& Production enquiries: 08 8300 9851

[sales@packers.com.au](mailto:sales@packers.com.au)  
[www.packers.com.au](http://www.packers.com.au)

## **Wardrobe Galleries**

EASTERN  
Burnside  
527B Portrush Road, Glenunga  
T 08 8338 6701

Norwood  
141 Magill Road, Norwood  
T 08 8300 9851

NORTHERN  
Unit 4, 1445 Main North Road,  
Para Hills West  
T 08 8285 6711

MURRAY BRIDGE  
119 Adelaide Road, Murray Bridge  
(Within Carpet Court)  
T 08 8532 3155

Please call for individual opening times.